

○ Avec ou sans mécanique
 With or without mechanical elements
 Con o senza parti meccaniche
 Mit oder ohne Aggregate
 Con ó sin mecanica desmontada

REP.	REFERENCE	PDS	NB	MZ
25	2086.7025	3,2	1	141
26	2086.7026	3,2	1	142
27	2086.7027	0,3	2	
28	2086.7028	2,2	1	
29	2086.7029	2,2	1	
30	2086.7030	4,5	1	
31	2086.7031	4,5	1	
32	2086.7032	1,0	2	
33	2086.7033	1,8	1	260
34	2086.7034	1,8	1	260
35	2086.7035	2,9	1	200
36	2086.7036	2,9	1	200
	V21	0,1	2	
	B76	0,1	2	

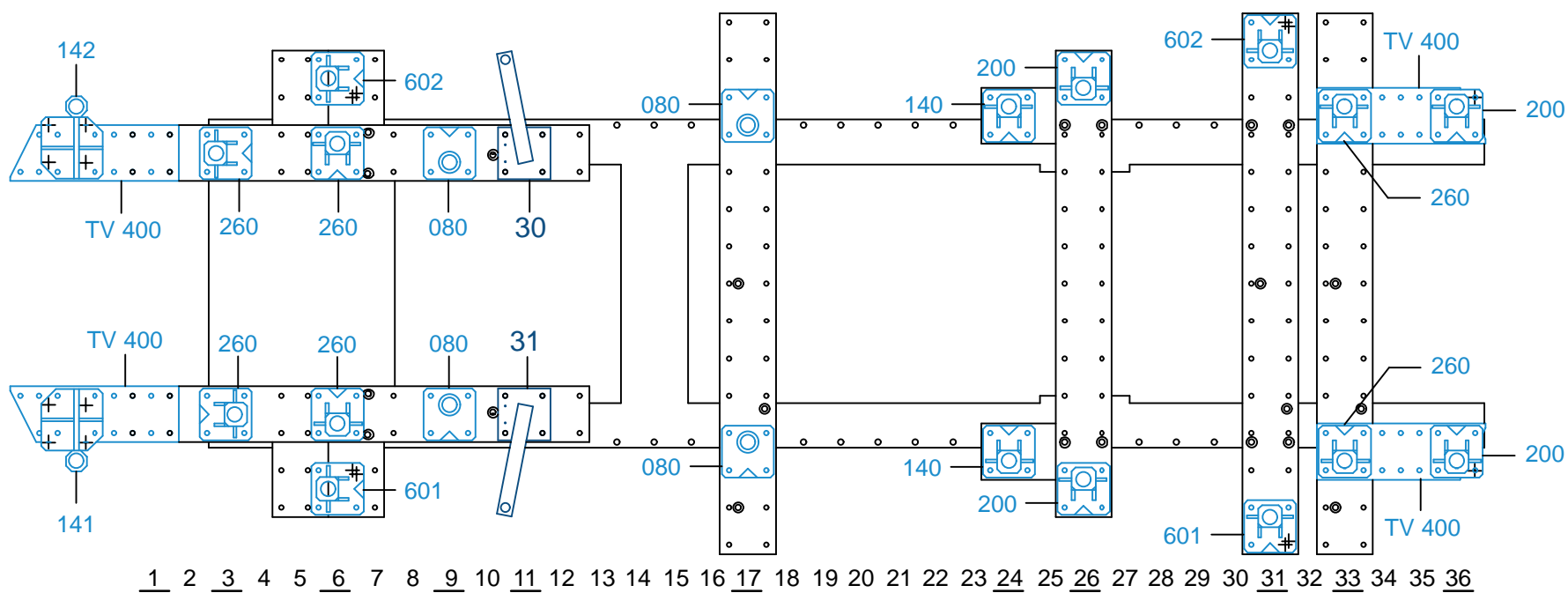
	M 8-30 M 8-35 M 12-25 M 12-70	4 2 2 2
	M 12	2

complément au
 complementary set to
 complemento al
 Zusatz zu **2086.300**

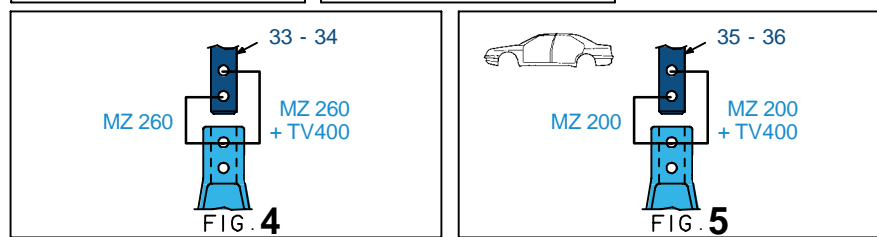
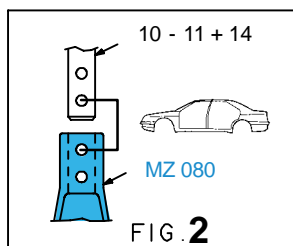
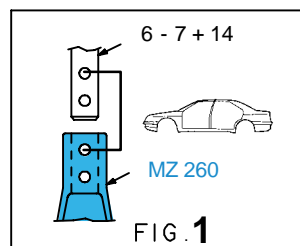
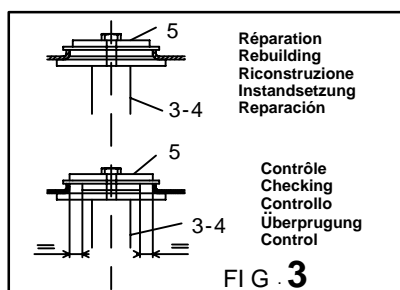
2086.309

33 Kg 07.12.2006 422-D-28C

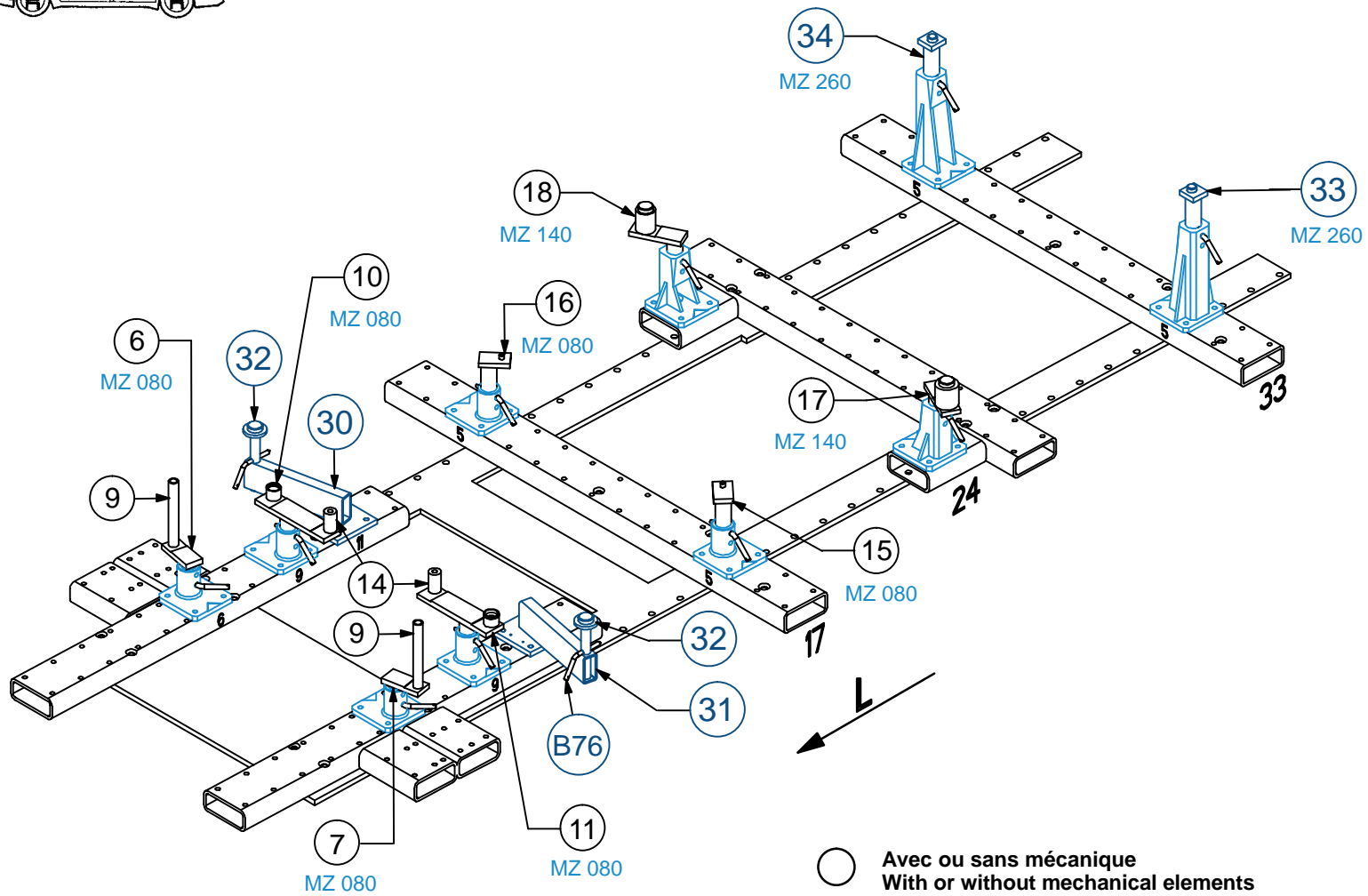
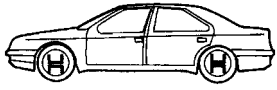
OPEL



1 2 3 4 5 6 7 8 9 10 11 12 13 14 15 16 17 18 19 20 21 22 23 24 25 26 27 28 29 30 31 32 33 34 35 36



2086.309-RVA3-1 00

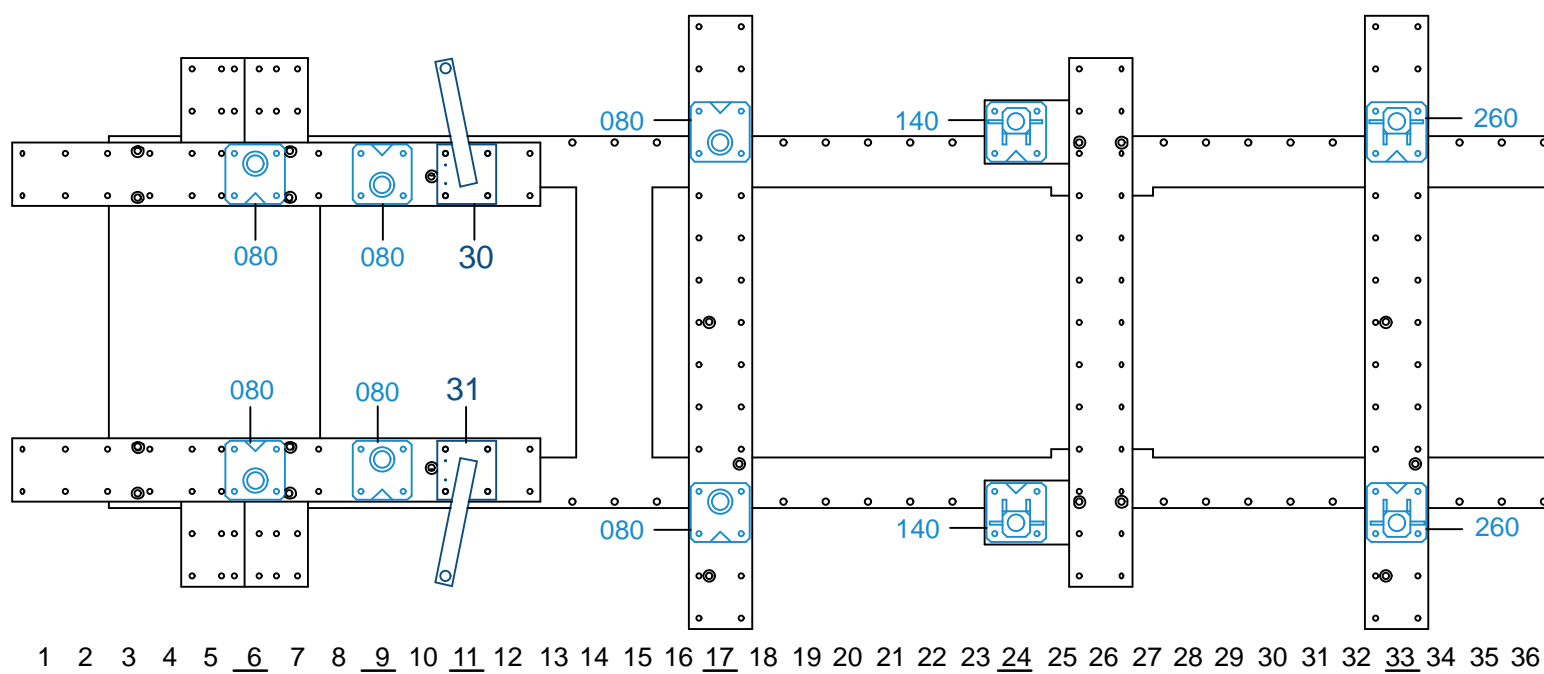


○ Avec ou sans mécanique
 With or without mechanical elements
 Con o senza parti meccaniche
 Mit oder ohne Aggregate
 Con ó sin mecanica desmontada

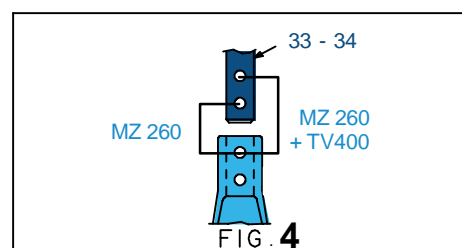
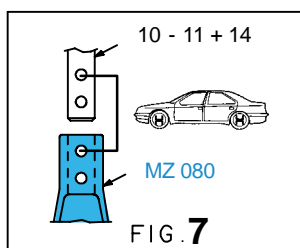
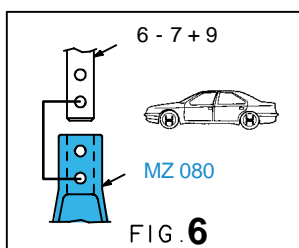
OPEL

2086.309

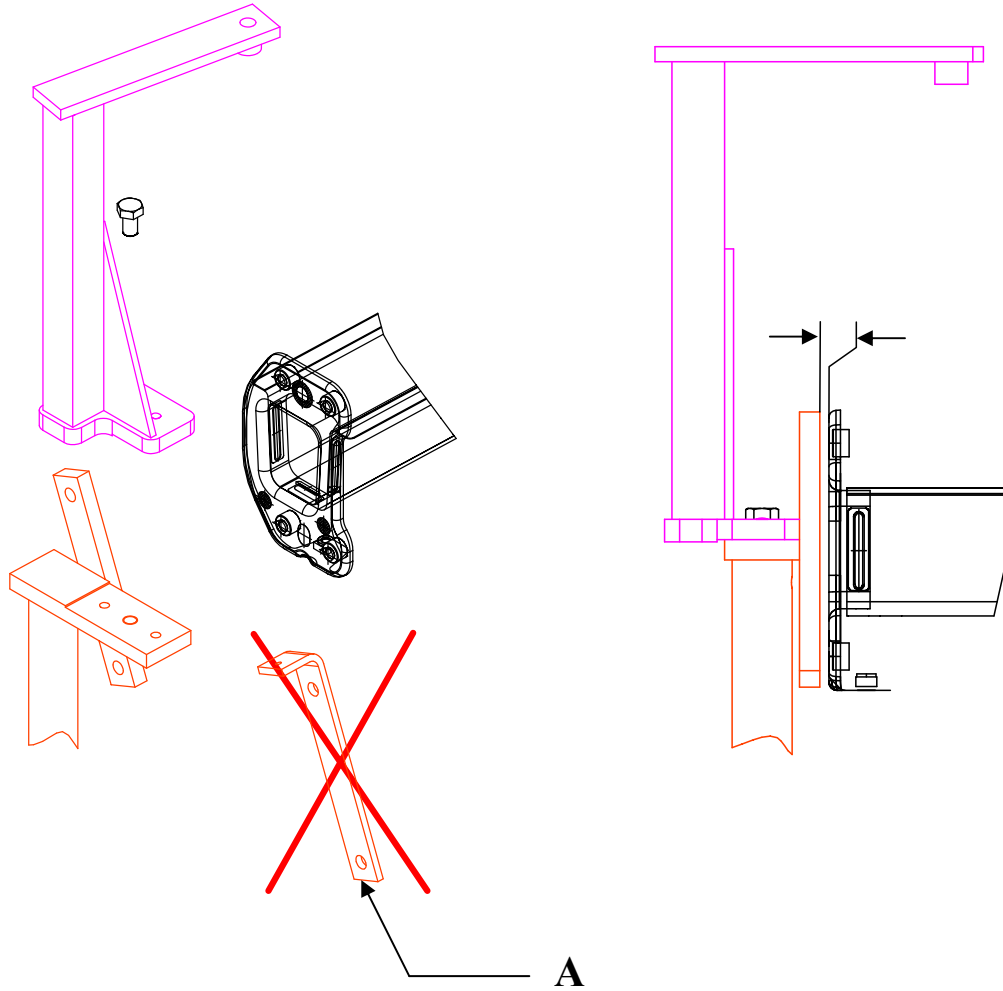
33 Kg 07.12.2006 422-D-28D




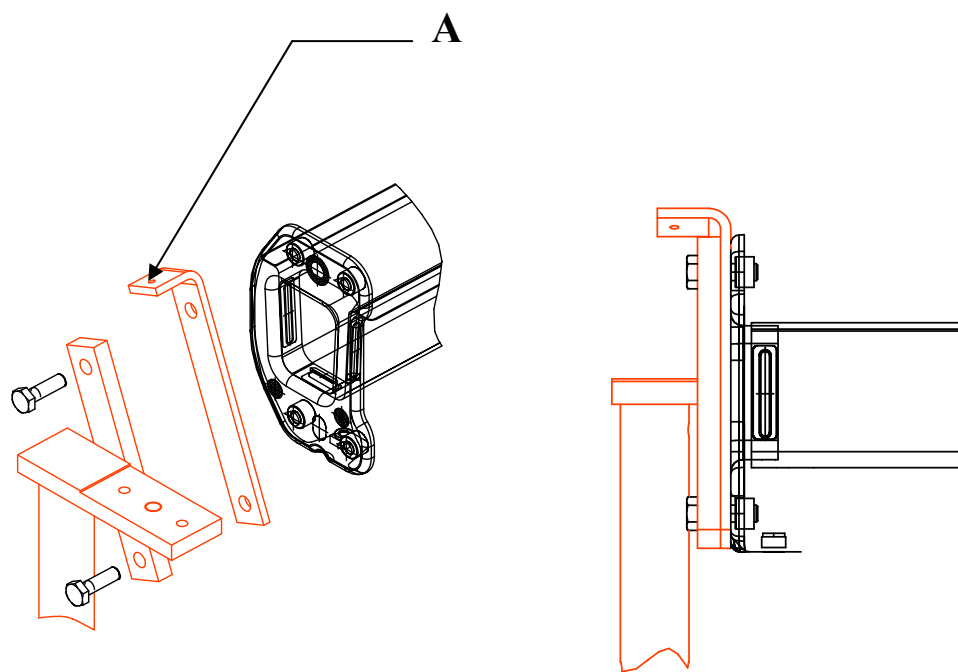
1 2 3 4 5 6 7 8 9 10 11 12 13 14 15 16 17 18 19 20 21 22 23 24 25 26 27 28 29 30 31 32 33 34 35 36



- Lors du repositionnement de la fixation supérieure de la façade avant, ne pas utiliser les cales A.
- When repositioning the front panel upper fixing, do not use plates A.
- Beim wiedereinsetzen der oberen Befestigung der Frontverkleidung, die Platten A nicht verwenden.
- Durante ricollocamento del fissaggio superiore del pannello frontale, non utilizzare le placche A.
- Al momento de la colocación de la fijación superior de la fachada delantera, no utilizar las placcas A.



- Lors du repositionnement de l'extrémité du longeron, utiliser les cales A.
- When repositioning of the sidemember end, use plates A.
- Beim wiedereinsetzen des Längstraversenendes, die Platten A verwenden.
- Durante ricollocamento dell'estremità del longherone, utilizzare le placche A.
- Al momento de la colocación de la extremidad del larguero, utilizar las placcas A.



19/09/06

FIG.EXTLAV-RA3-1 00