

REP.	REFERENCE	PDS	NB	MZ
38	2030.7038	4,1	1	602
39	2030.7039	4,1	1	601
40	2030.7040	2,2	1	140
41	2030.7041	2,2	1	140
42	2030.7042	1,1	1	
43	2030.7043	1,1	1	
44	2030.7044	2,1	1	200
45	2030.7045	2,1	1	200
46	2030.7046	2,9	1	200/140
47	2030.7047	2,9	1	200/140
48	2030.7048	2,7	1	200/140
49	2030.7049	2,7	1	200/140
50	2030.7050	2,8	1	602
51	2030.7051	2,8	1	601
52	2030.7052	0,3	2	
53	2030.7053	2,3	1	260
54	2030.7054	2,3	1	260
71	2030.7071	1,9	1	140/080
72	2030.7072	1,9	1	140/080

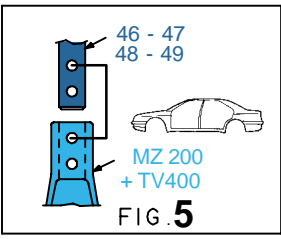
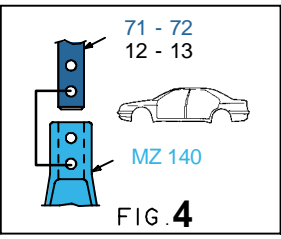
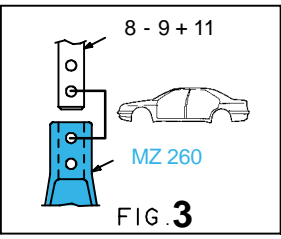
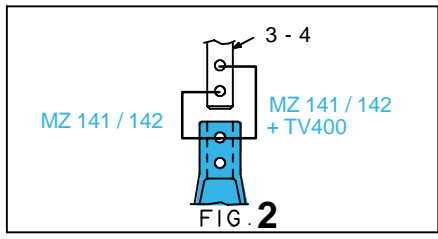
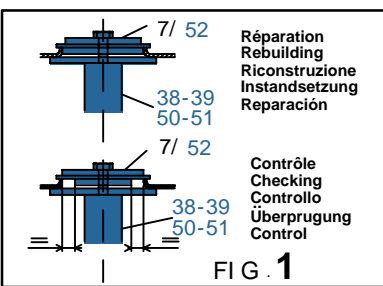
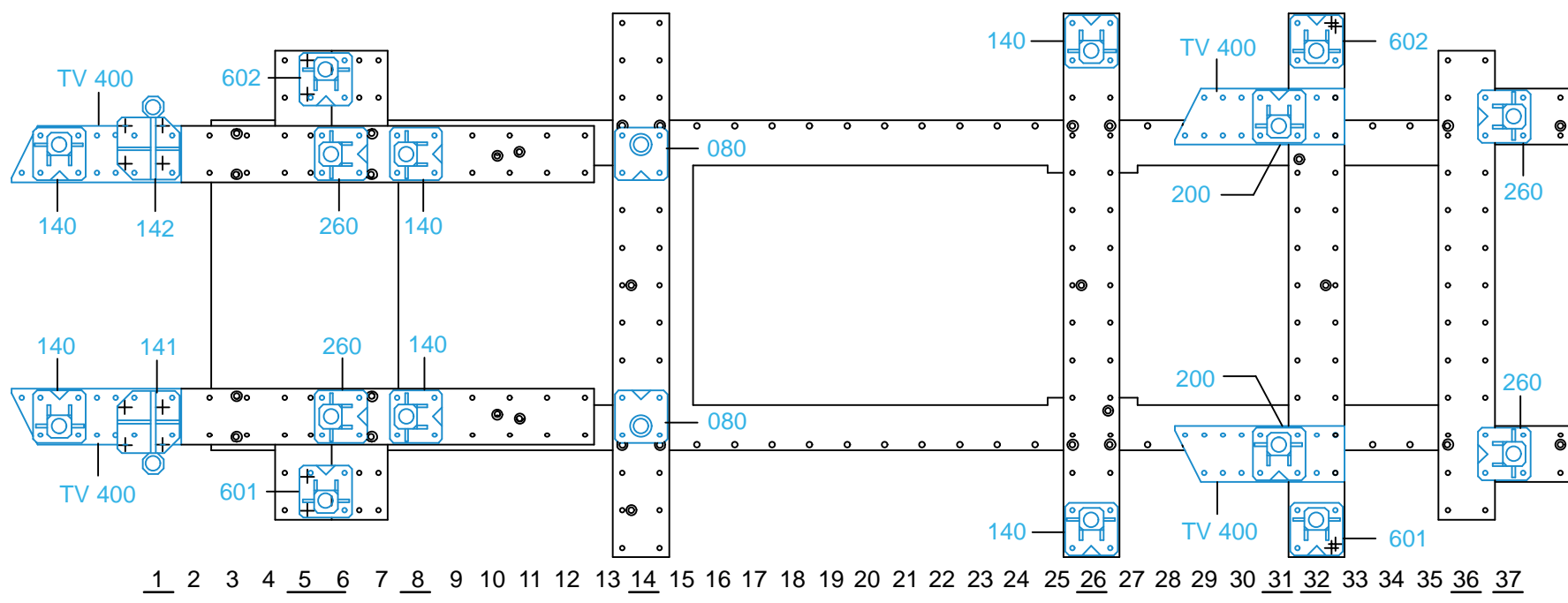
● M 12x1,25-110 2

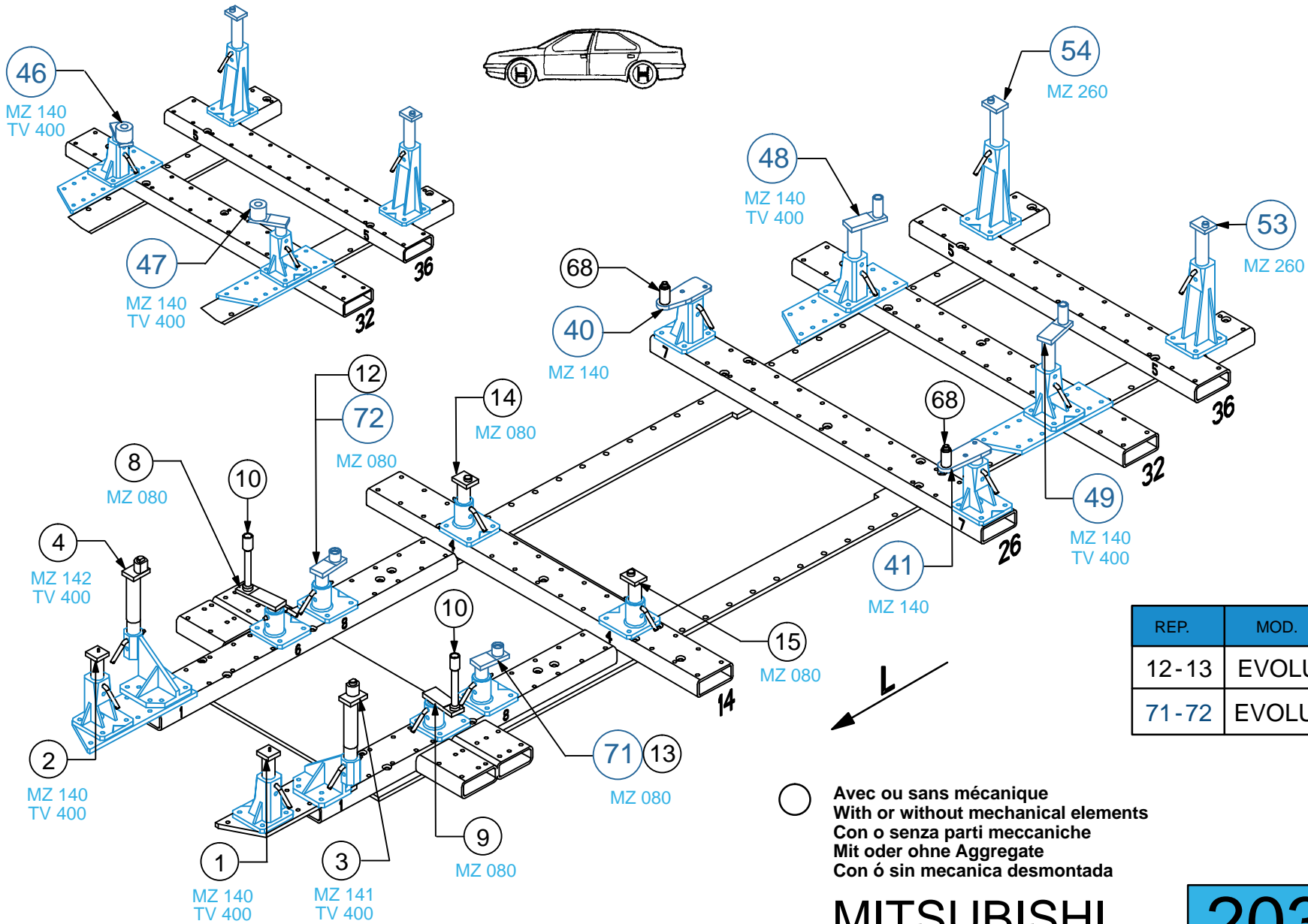
complément au
complementary set to
complemento al
zusatz zu

2030.300

2030.308

45 Kg 28.11.2005 421-D-32E





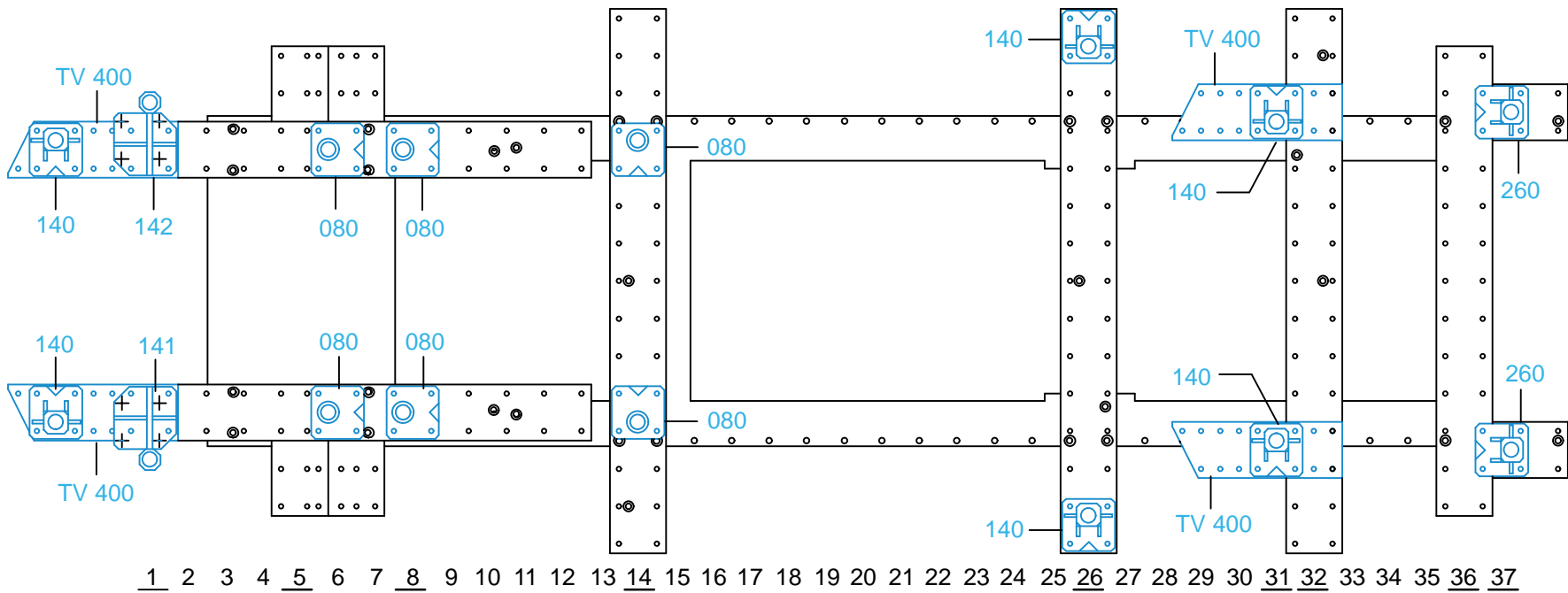
REP.	MOD.
12-13	EVOLUTION VII
71-72	EVOLUTION VIII

○ Avec ou sans mécanique
With or without mechanical elements
Con o senza parti meccaniche
Mit oder ohne Aggregate
Con ó sin mecanica desmontada

MITSUBISHI

2030.308

45 Kg 28.11.2005 421-D-32F



1 2 3 4 5 6 7 8 9 10 11 12 13 14 15 16 17 18 19 20 21 22 23 24 25 26 27 28 29 30 31 32 33 34 35 36 37

